

# Adding the Paddle Jack

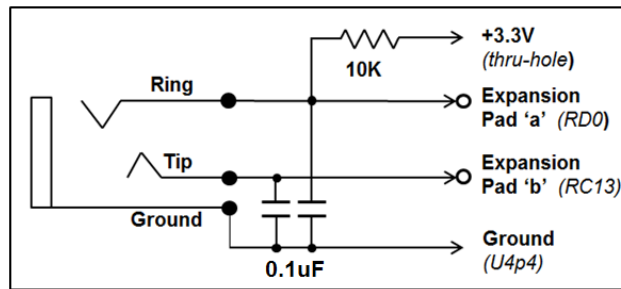

Enable your NUE-PSK Digital Modem to transmit without using the keyboard!



**1** Drill 1/4" hole in chassis end panel

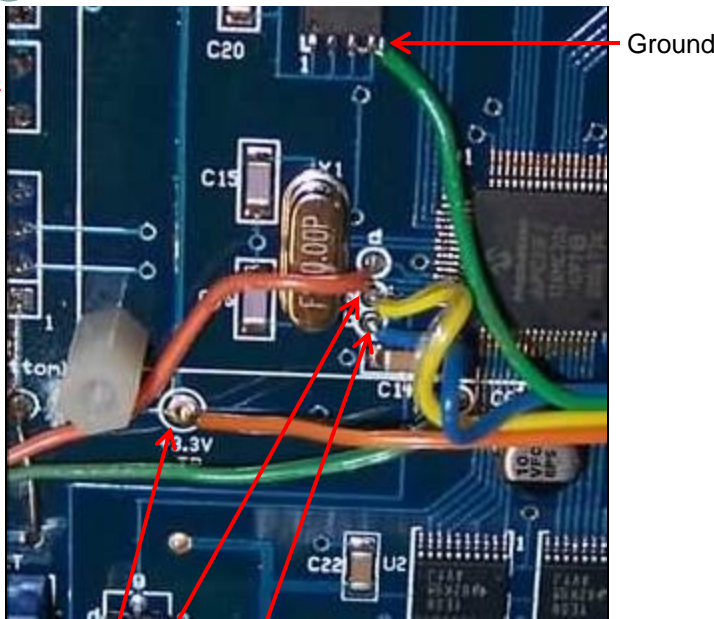


Ring Tip Ground




3.5mm panel mount  
stereo audio jack  
<http://www.mouser.com>  
p/n: 161-MJ352-EX

**3** Wire other end of cable to pads 'a', 'b', ground and +3.3v



Control wires to USB card:  
O: pad 'd', G: pad 'c'

3.3V T.P. Pad 'a' Pad 'b'



**2** Insert jack into hole and tighten.  
Wire cable to jack: Y=ring, G=gnd,  
B=tip, Y=3.3V thru resistor to ring